

Here are some websites that your student can access. I will send passwords to individual Class Dojo accounts.

Lexiacore5.com

<https://www.lexiacore5.com/register>

Initial login requires my email address which is [mtorrero@ecsdnv.net](mailto:mtorrero@ecsdnv.net)

Zearn.org

<https://www.zearn.org/>

starfall.com

<https://www.starfall.com/h/>

abcya.com

<https://www.abcya.com/>

Name: \_\_\_\_\_

a

## I See


I see a cat.




I see a dog.



I see a man



I see a frog.



1. Who do I see?

- a girl
- a frog
- a log


2. I see a  .

- cat
- bat
- hen

Name \_\_\_\_\_

Use the sight word code to color the picture.

# St. Patrick's Day Number Words



- two - red
- one - blue
- three - green
- six - black
- zero - yellow
- five - purple
- four - orange
- seven - dark blue or dark purple




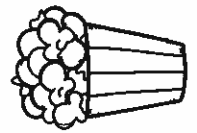

Name \_\_\_\_\_

Color the pictures by their most common color. Sort by color.

red





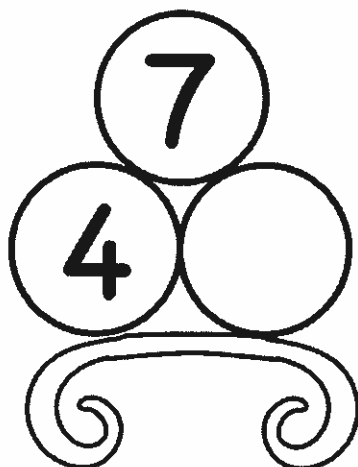





orange


yellow

# Number Bonds

Fill in the missing numbers.



Name: \_\_\_\_\_

# I Can Recycle

Directions: Read each sentence, copy the underlined word, cut and glue pictures to match, then color.



check  
boxes  
when  
finished



READ



COPY WORD



CUT



MATCH



GLUE



COLOR



A can is metal.

\_\_\_\_\_

metal

\_\_\_\_\_

picture

A bottle is plastic.

\_\_\_\_\_

plastic

\_\_\_\_\_

picture

A tissue is paper.

\_\_\_\_\_

paper

\_\_\_\_\_

picture

We can recycle things.

\_\_\_\_\_

recycle

\_\_\_\_\_

picture

© Melanie Ellsworth | Science Doodles 2015




Name: \_\_\_\_\_


a

## It Can Go


The bus can go.




The car can go.



The train can go.



The plane can go.



1. What can go?

- the bus
- the dog
- the man

2. The plane can \_\_\_\_.

- sit
- go
- hit


April Fool's Day  
Number Words

Name \_\_\_\_\_

Use the number word code to  
color the picture.

- eight - blue
- ten - orange
- nine - purple
- twelve - yellow
- seven - green
- eleven - red

Can  
you  
fool  
me?





Name \_\_\_\_\_


Color the pictures by their most common color. Sort by color.

green

blue


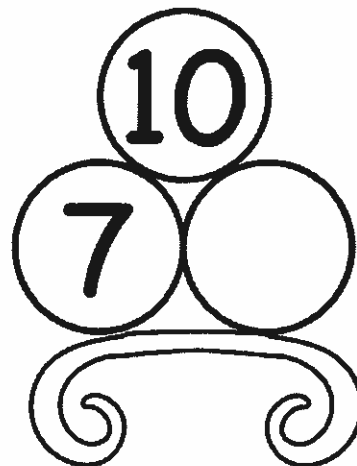


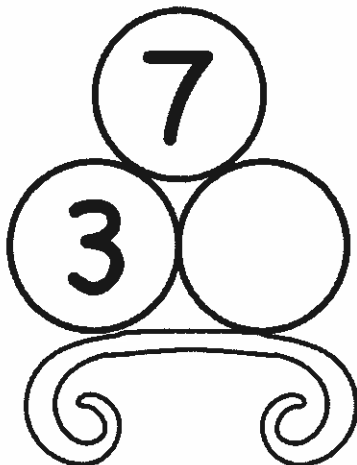




purple



# Number Bonds

Fill in the missing numbers.



Name: \_\_\_\_\_

# I Can Compare Motion

Directions: Read each sentence, copy the underlined word, cut and glue pictures to match, then color.

check boxes when finished

- READ
- COPY WORD
- CUT
- MATCH
- GLUE
- COLOR



The car is fast.

\_\_\_\_\_

car

\_\_\_\_\_

picture

The ball rolls down.

\_\_\_\_\_

ball

\_\_\_\_\_

picture

The paint spilled.

\_\_\_\_\_

paint

\_\_\_\_\_

picture



The balloon floats.

\_\_\_\_\_

balloon

\_\_\_\_\_

picture



Name: \_\_\_\_\_

a

## He Will

He will eat.



He will kick.



He will sit.



He will nap.



1. What will he do?

run

jump

nap

2. What will he NOT do?

kick

hop

eat



Name \_\_\_\_\_

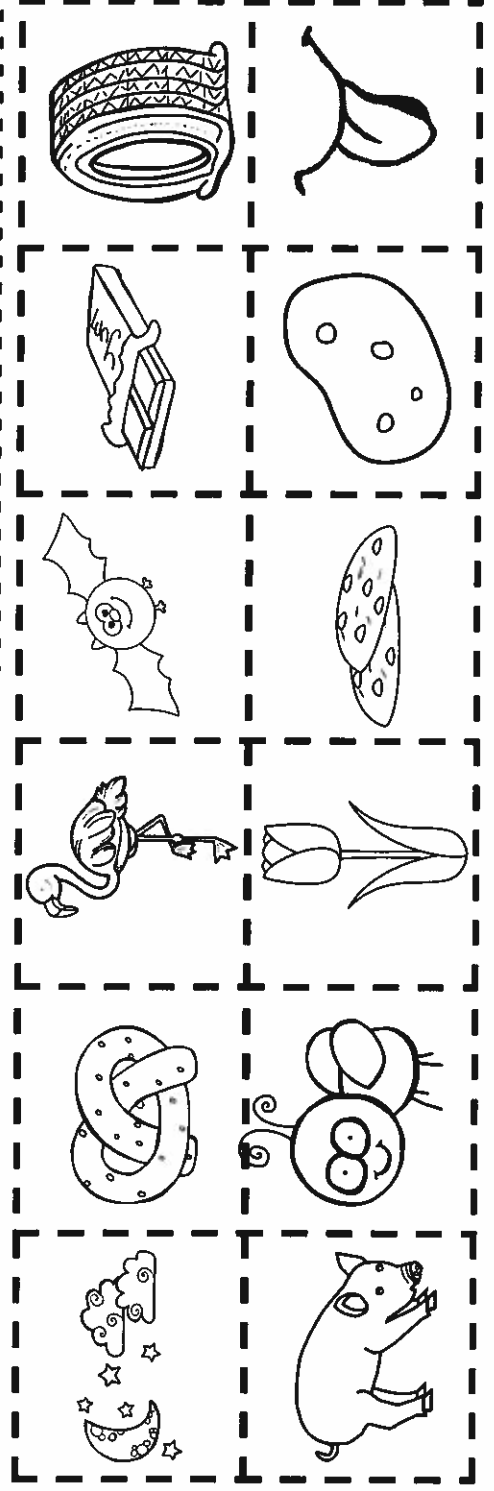
Color the pictures by their most common color. Sort by color.

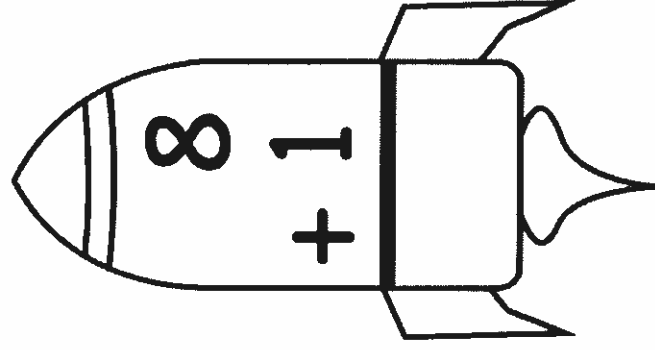
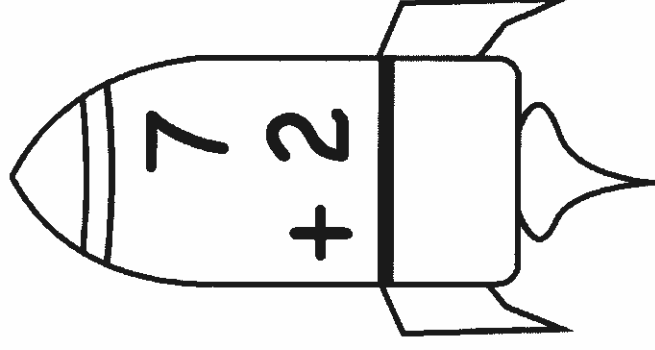
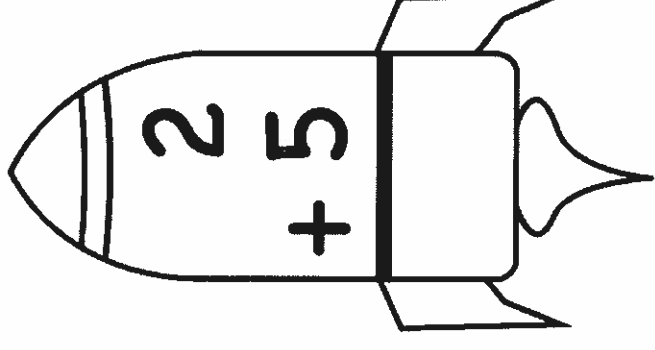
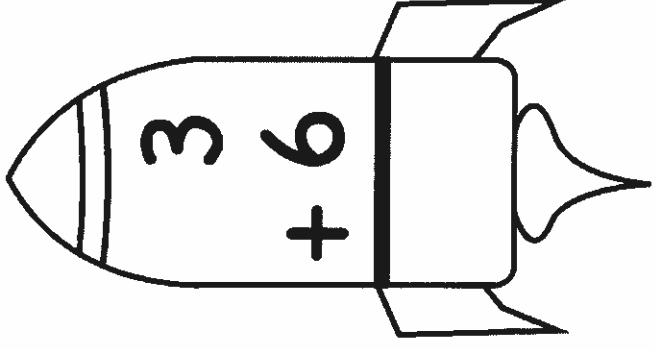
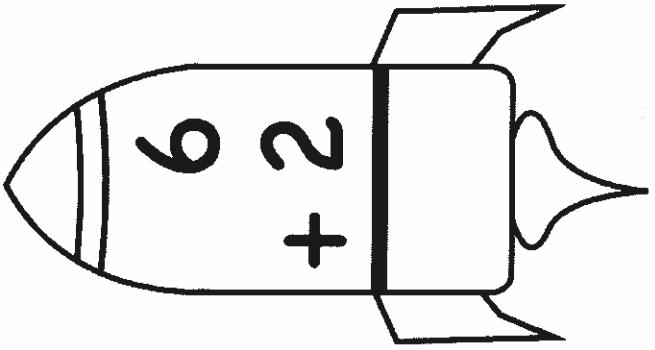
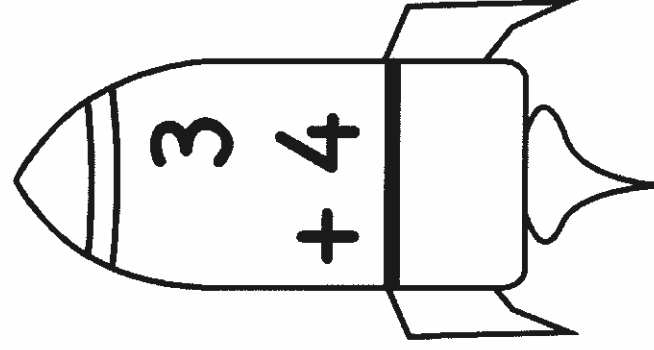
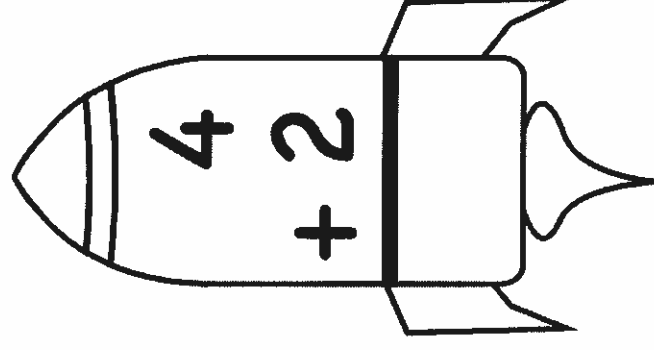
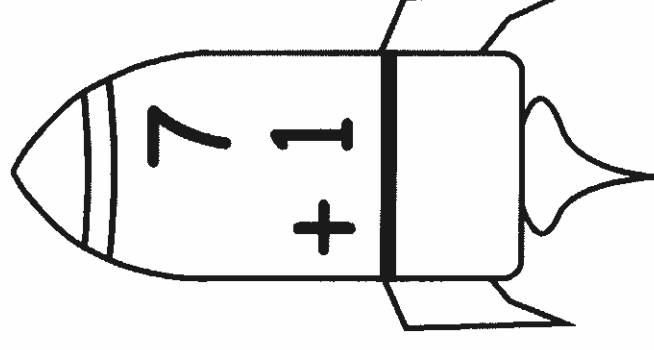
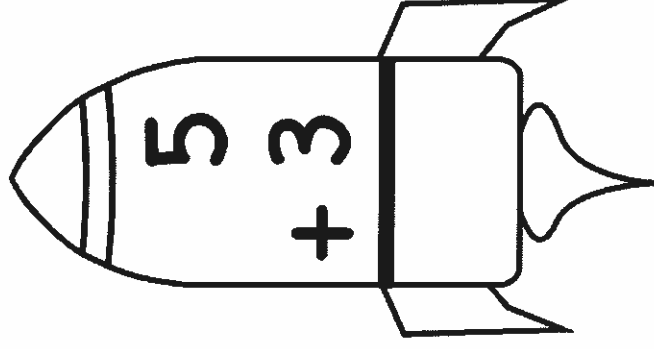
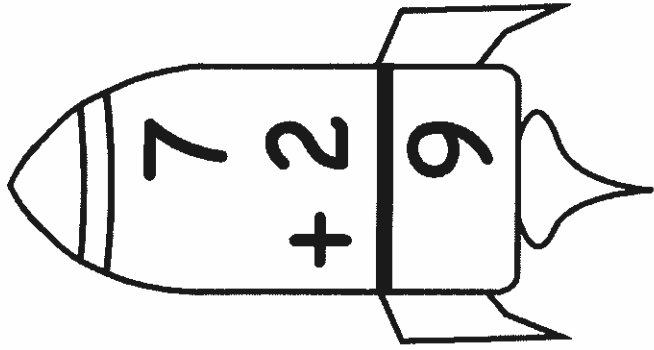
pink

brown

black





Name: \_\_\_\_\_


# I Can Use My Five Senses

Directions: Read the question and answer it in the space below. Then color the picture.

check boxes when finished

WRITE

COLOR



Write about what you can:

Touch

Smell

Hear

Taste

See



Name: \_\_\_\_\_

a

# Faces


This face is happy.



This face is sad.




This face is scared.




This face is mad.



1. Color the mad face.



2. Color the happy face.




Name \_\_\_\_\_

Earth Day  
Number Words

Use the number word code  
to color the picture.

- nine - yellow
- ten - red
- eleven - blue
- eight - gray
- seven - green
- twelve - purple



Love  
our  
Earth!


Name \_\_\_\_\_

Color the pictures by their most common color. Sort by color.


red


green



brown


# Doubles




$$1 + 1 = \square$$



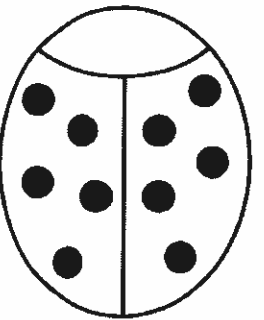
$$2 + 2 = \square$$



$$3 + 3 = \square$$



$$4 + 4 = \square$$



$$5 + 5 = \square$$

Name: \_\_\_\_\_

# I Can Identify Living Things

Directions: Label the drawing. Check each word as you use it. Then color the picture.




check  
boxes  
when  
finished

READ

LABEL

COLOR



\_\_\_\_\_

\_\_\_\_\_


\_\_\_\_\_



\_\_\_\_\_

\_\_\_\_\_


\_\_\_\_\_



\_\_\_\_\_

\_\_\_\_\_


\_\_\_\_\_



\_\_\_\_\_

\_\_\_\_\_

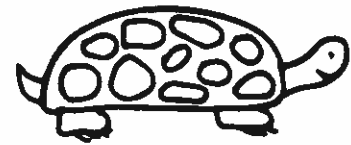
\_\_\_\_\_



\_\_\_\_\_

\_\_\_\_\_

\_\_\_\_\_



\_\_\_\_\_

\_\_\_\_\_

\_\_\_\_\_

boy

plant

bear

fish

turtle

tree

Name: \_\_\_\_\_


a

## Baby Animals

This is a kitten.



This is a puppy.




This is a chick.



This is a cub.



1. Color the cub.



2. Color the chick.

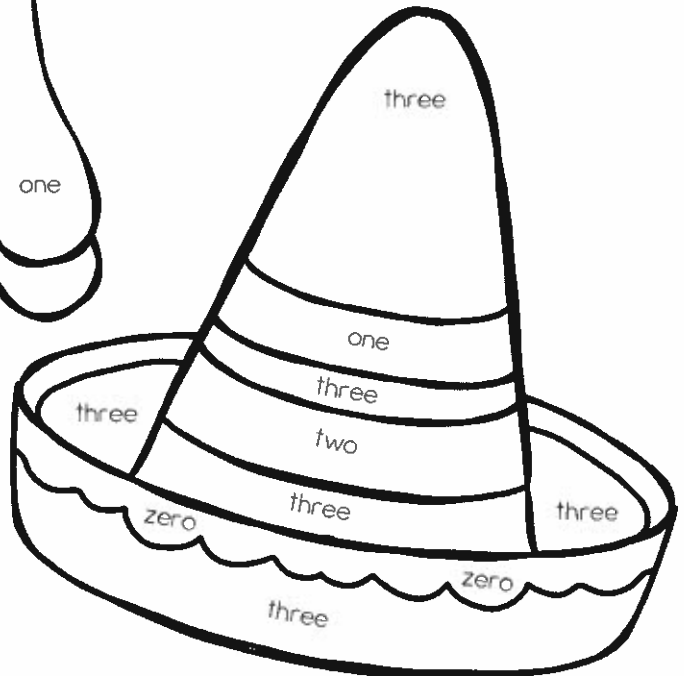
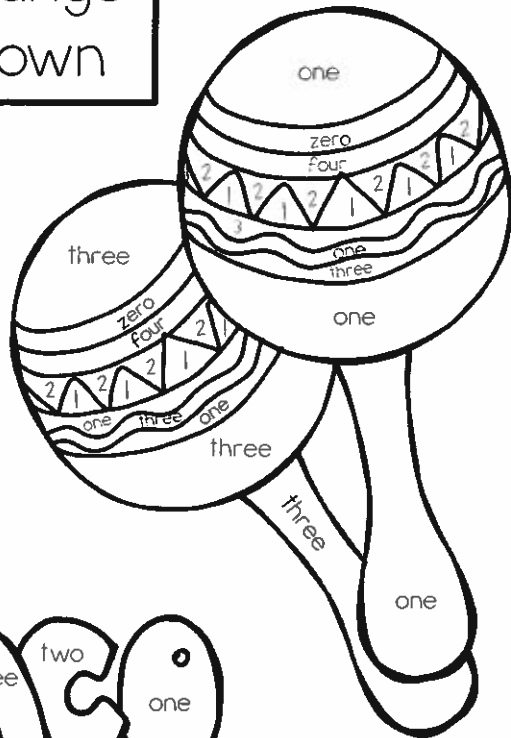



Name \_\_\_\_\_

# Cinco de Mayo Number Words

Use the number word code to color the picture.

two - green  
four - blue  
one - red  
three - yellow  
zero - orange  
five - brown



Name \_\_\_\_\_

Color the pictures by their most common color. Sort by color.

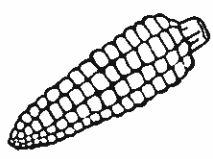




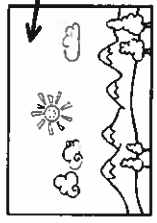


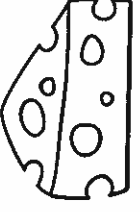


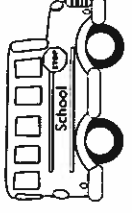
yellow

blue

pink






© Miss Campus 2012 www.kindergartenincorps blogspot.com Answers: cheese, school bus, corn, sunflower, blueberries, sky, blue whale, fish, eraser, valentine, pigs, flamingo

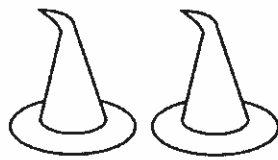
					
					





# Addition





$6 + 3 = \square$





$3 + 2 = \square$



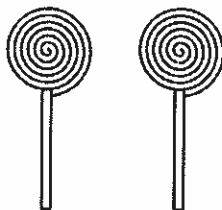

$2 + 1 = \square$



$4 + 3 = \square$



$2 + 3 = \square$



$5 + 2 = \square$


Name: \_\_\_\_\_

# I Can Label Body Parts

Directions: Label the drawing. Check each word as you use it. Then color the picture.

check boxes when finished

READ  
 LABEL  
 COLOR




- |                                |                               |                              |                               |
|--------------------------------|-------------------------------|------------------------------|-------------------------------|
| <input type="checkbox"/> hair  | <input type="checkbox"/> eyes | <input type="checkbox"/> arm | <input type="checkbox"/> knee |
| <input type="checkbox"/> mouth | <input type="checkbox"/> hand | <input type="checkbox"/> leg | <input type="checkbox"/> foot |

Name: \_\_\_\_\_


d

# Shapes


I see a square.




I see a circle.






I see a triangle.






I see a rectangle.



1. Color the circle.



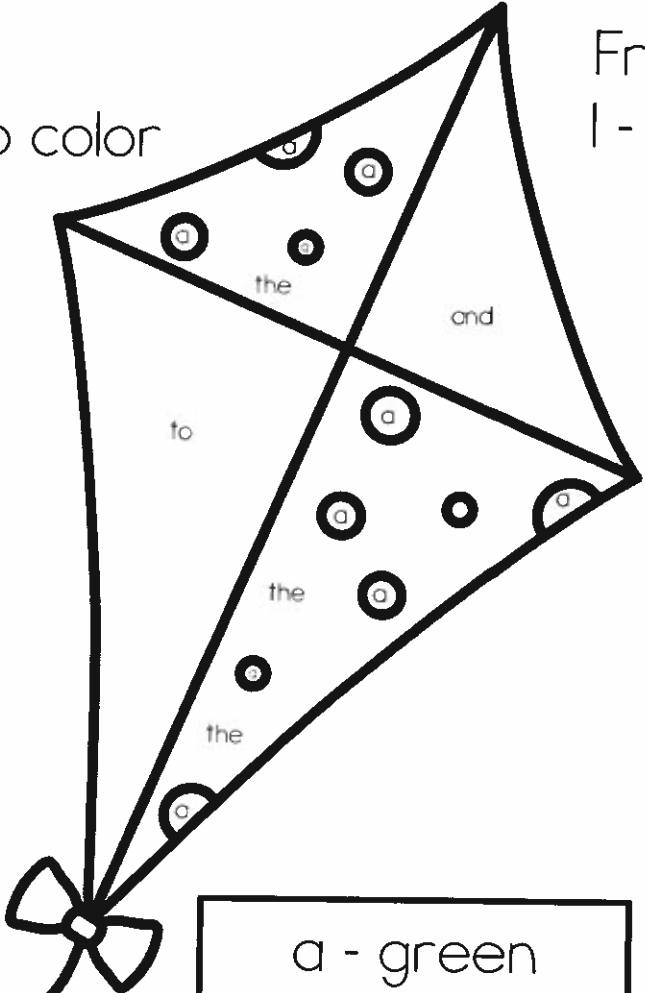

2. Color the triangle.




Name \_\_\_\_\_

Use the sight word code to color the picture.

Fry  
1-5



a - green  
to - blue  
of - black  
the - yellow  
and - red



Name \_\_\_\_\_

Color the shapes any color you like. Sort by shape.



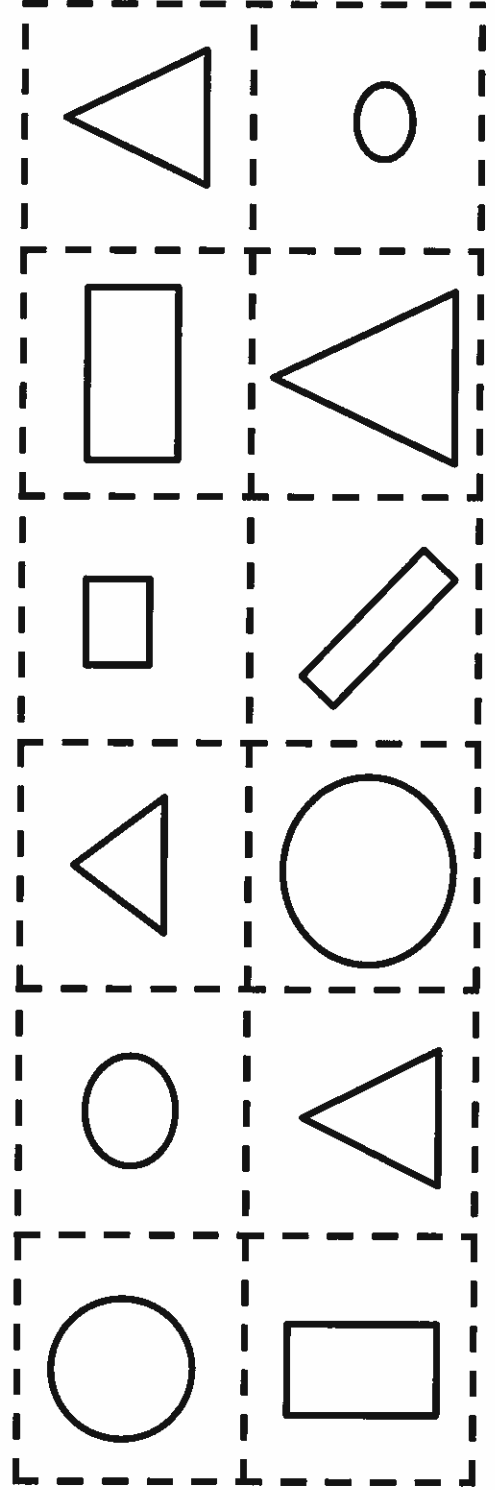

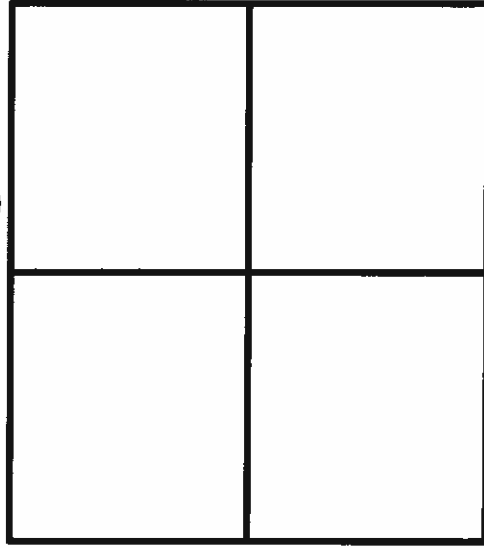

circle



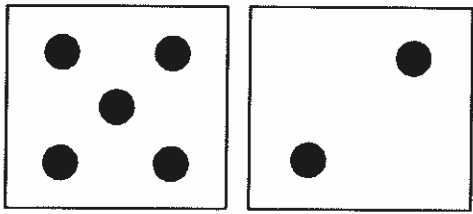
triangle



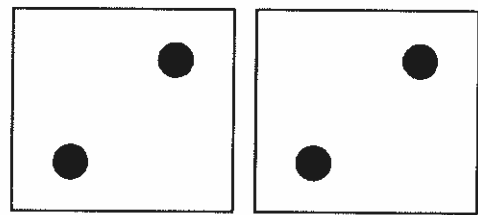
rectangle



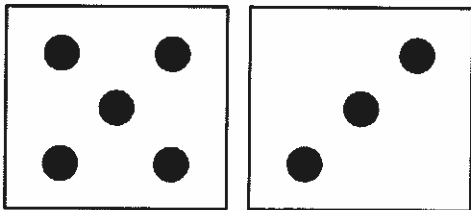
# Addition



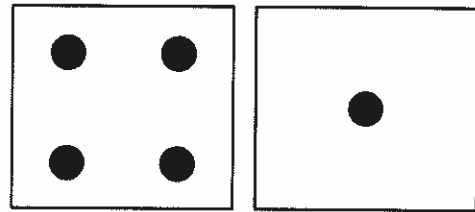
$$5 + 2 = \square$$



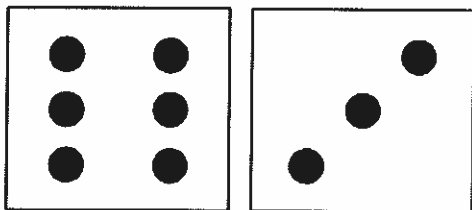
$$2 + 2 = \square$$




$$5 + 3 = \square$$



$$4 + 1 = \square$$



$$6 + 3 = \square$$



$$2 + 1 = \square$$

Name: \_\_\_\_\_

# I Can Hear Sounds

Directions: Circle and color the correct pictures.  
Cross out the extra pictures.


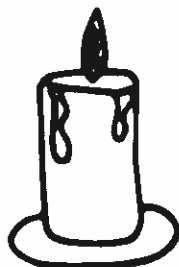



check boxes when finished

- READ
- CIRCLE
- CROSS OUT
- COLOR



**Circle** and color the things you can hear.

**X** Cross out the extra pictures.



Name: \_\_\_\_\_


a

## I Like

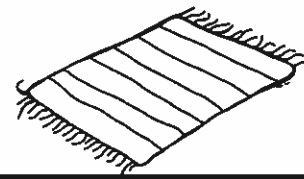
I like my ball.



I like my bat.



I like my mat.



I like my toys.



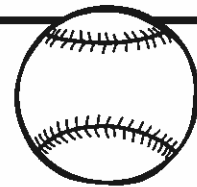
1. What do I like?

my car

my bat

my hat

2. I like my



ball

box

top



Name \_\_\_\_\_

Fry 6 - 10

Use the sight word code to color the picture.



in - gray

is - pink

it - yellow

you - green

that - brown

Name \_\_\_\_\_

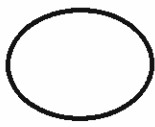
Color the shapes any color you like. Sort by shape.



star



square




oval







# Addition




$4 + 3 =$




$3 + 2 =$




$3 + 3 =$



$3 + 4 =$



$2 + 3 =$



$4 + 4 =$

Name: \_\_\_\_\_

# I Can Compare Living and Nonliving Things

Directions: Cut out the pictures. Match them to the correct boxes, glue, and color.



check boxes when finished

CUT





MATCH

GLUE






COLOR




## Living



## Nonliving



© Melanie Ellsworth | Science Doodles 2015




Name: \_\_\_\_\_

a

# I Have

I have a kite.

● ● ● ●



I have a doll.

● ● ● ●



I have a mop.

● ● ● ●



I have a pen.

● ● ● ●



1. What do I have?

- a cat
- a kite
- a bin

2. I have a



- kite
- den
- pen

Name \_\_\_\_\_

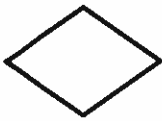
Fry II -15

Use the sight word code to color the picture.

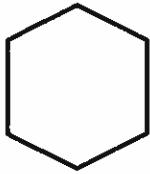



Name \_\_\_\_\_



Color the shapes any color you like. Sort by shape.



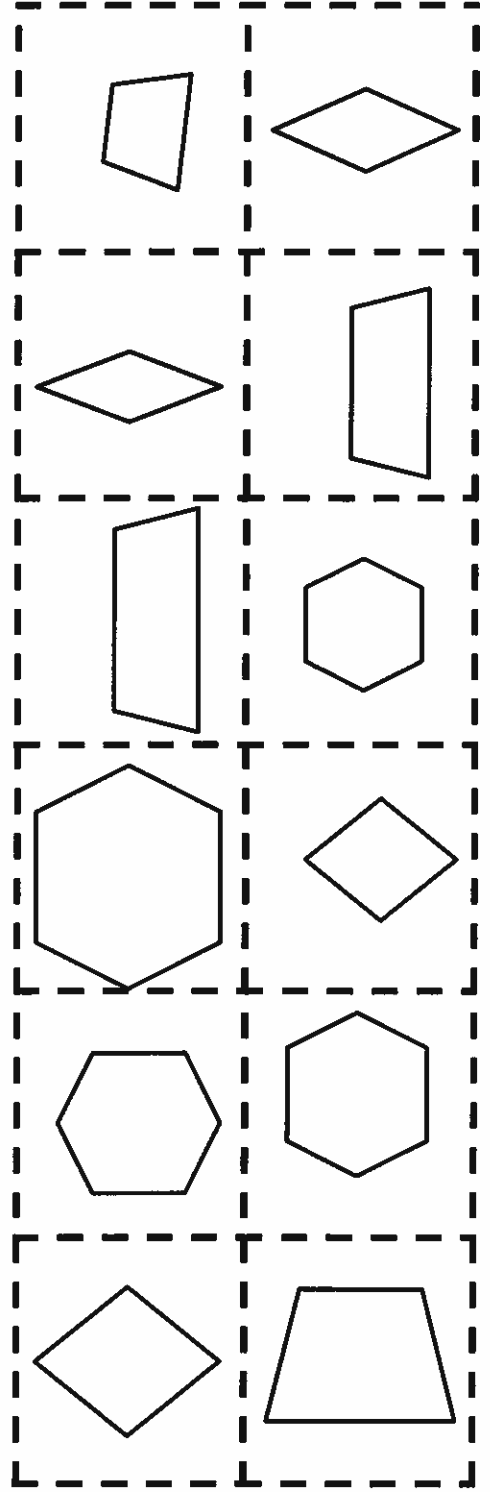

rhombus




hexagon









trapezoid



# Count and Graph



5						
4						
3						
2						
1						
						



Name: \_\_\_\_\_

# I Can Compare Weather






Directions: Cut out the pictures at the bottom.  
Match them to complete the patterns.

check  
boxes  
when  
finished

- CUT
- MATCH
- GLUE
- COLOR



## Complete the pattern:



Name:

a

## A Boy

He is a boy.



He will eat.



He will sing.



He will jump.



1. What will he do?

sit

run

eat

2. What will he NOT do?

sing



jump

read

Name \_\_\_\_\_

Fry 16 - 20

Use the sight word code to color the picture.



as - green

with - blue

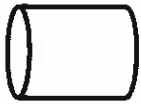
his - brown

they - pink

I - yellow

Name \_\_\_\_\_

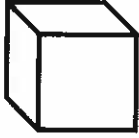
Color the shapes any color you like. Sort by shape.




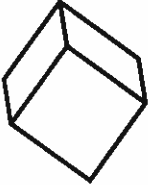


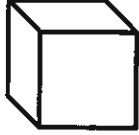
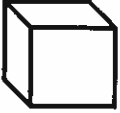
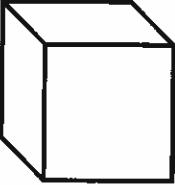



cylinder



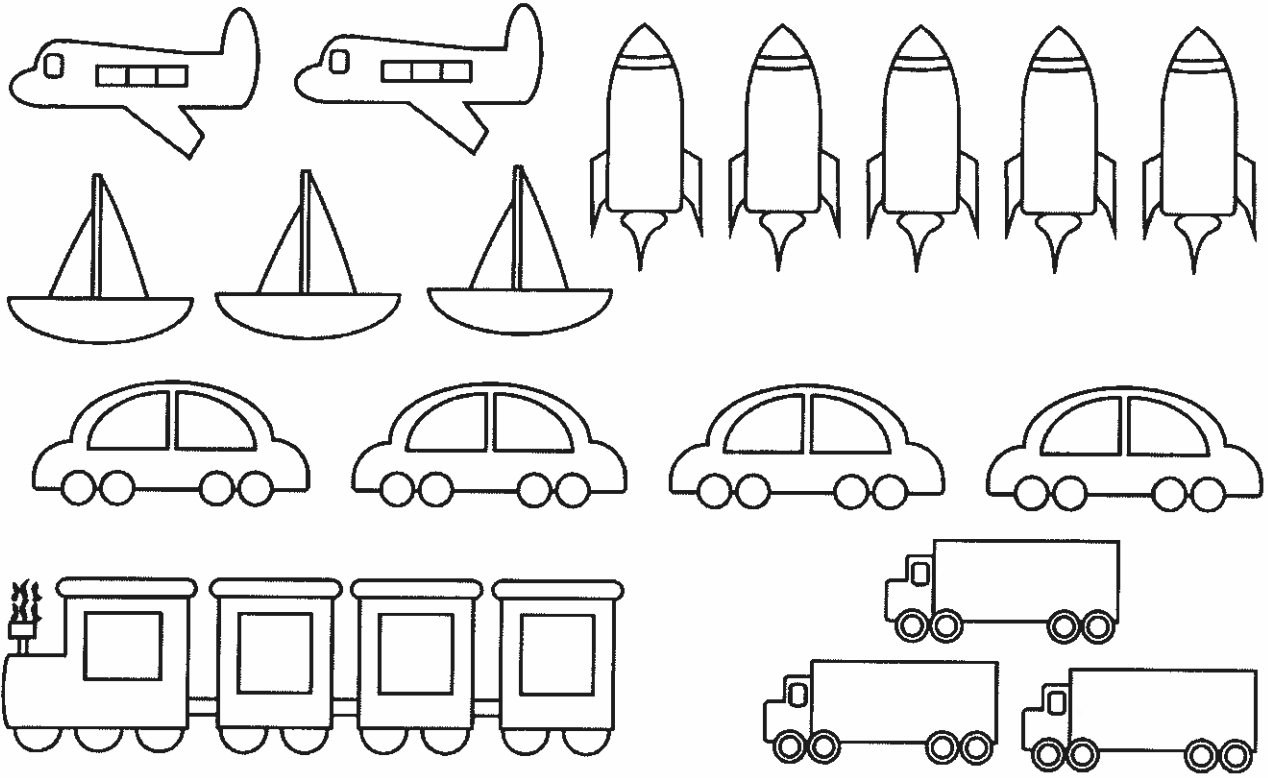

sphere


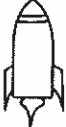



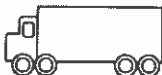



cube

# Count and Graph



5						
4						
3						
2						
1						
						

Name: \_\_\_\_\_

# I Can Recycle

Directions: Look at the pictures below in the graph. Find the pictures in the box and shade how many there are in the graph. Write the number in the box.



check  
boxes  
when  
finished



FIND



COUNT







GRAPH



COLOR



© Melanie Ellsworth | Science Doodles 2015

						HOW MANY?
						HOW MANY?
						HOW MANY?
						HOW MANY?



**WWW.PAGINGSUPERMOM.COM**  
© Copyright 2010, free for non-commercial use  
All other rights reserved

name: \_\_\_\_\_

Handwriting practice lines consisting of four sets of three horizontal lines each. Each set includes a solid top line, a dashed middle line, and a solid bottom line.